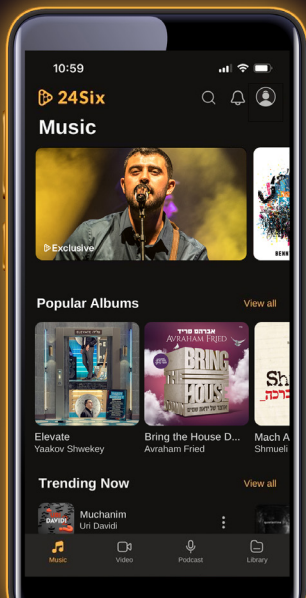




FamilyPlayer

Quick Guide

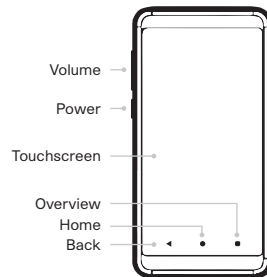


Welcome to the 24Six FamilyPlayer.

How to use 24Six:

- Create your account at www.24six.app.
- Login to the app on the device to customize your profiles.
- Each profile should be set up separately for each person using 24Six, so you can customize the experience for them.
- The 24Six FamilyPlayer can only do one thing: Play 24Six. There is no phone, camera, calculator, messaging, or internet on this device. When you turn on the device, connect to Wi-Fi, you can also connect to a Bluetooth speaker if you choose.
- Login once to the 24Six app with the parental password, and then each user can access their profile with their own unique 4-digit passcode.
- To change a profile setting or to add more profiles, please have your parent login using the account password.
- If you have any questions, feel free to email support anytime at info@24six.app.

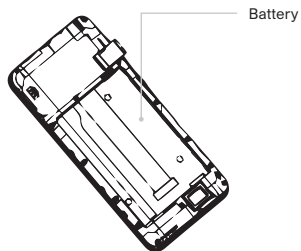
Front



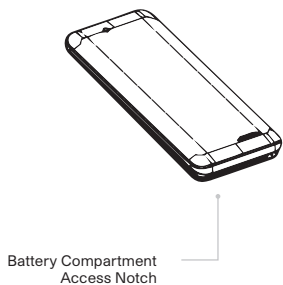
Back



Inside Back



Outside Back



Specifications

Product and Brand	24Six
Type	FamilyPlayer
Operating system	24SixOS
Wifi	2.4GHz
Bluetooth	4.0
Voltage	5V
Power Source	Li-Polymer 3000mah
Battery Included	Yes
Audio Jack	3.5mm
Internal Memory	64 GB
RAM	4 GB
SIM	N/A
Product Dimension	6.53*3.05*0.37 in.
Product Weight	5.64oz
Sreen Size	5.5"



FamilyPlayer

Get started in 4 east steps

1. Scan QR Code or visit www.24Six.app/register
2. Create an account
3. Log in to 24Six
4. Set up your custom profiles

Subscribe
and Play!



24Six is a registered trademark.
Copyright © 24Six Inc. All rights reserved.

